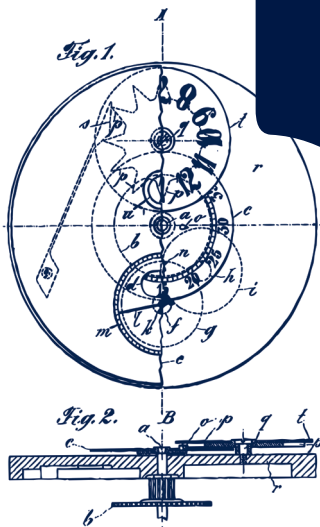


CHRONO
21-42

USER MANUAL


EBERHARD 
Manufacture Suisse d'Horlogerie depuis 1887



1887

The Eberhard & Co. watch manufactory was founded by Georges-Lucien Eberhard at La Chaux-de-Fonds back in 1887. Ever since, the venture has specialised in the making of chronographs.

In this capacity, it has attained a highly respected position in the world of high-grade watches. With the introduction, at a later stage, of sportively elegant watches it has furthermore augmented this status of the Eberhard & Co. brand name.

Eberhard's success story is backed by consistent deployment of advanced technology, meticulous craftsmanship and, not least, by observing that long tradition of superior workmanship which has made Swiss watchmaking a household name.

Today, with well over a century gone by, watches by Eberhard & Co. continue to stand for that high-grade quality and those excellent virtues which will please even the most demanding of connoisseurs.

Today the historic Eberhard & Co. headquarters, at 73 Avenue Léopold-Robert, house the brand museum, which can be visited by appointment.

CHRONO 4 21-42



Eberhard & Co. celebrates 20 years of Chrono 4. After having entirely transformed the reading of time at the dawn of the new millennium, this iconic model is the first and only chronograph in the history of watchmaking to boast 4 aligned counters, thanks to a patented device and a registered design.

To mark such an important anniversary, the Chrono 4 collection is set to be enriched with a new piece: "Chrono 4 21-42", the lucky numbers recalling the year of the launch and the size of the case. Available in two different choices of bezel, combined with dials featuring different patterns (soleil or clous de Paris), but all with azuré finished counters, "Chrono 4 21-42" can be paired with a strap in either alligator leather or rubber, or with the Chaque steel bracelet.

"Chrono 4 21-42": twenty years of history, twenty years of success and innovation.

We hereby guarantee your Eberhard & Co. watch against any defect in manufacture or materials for a period of 24 months from the date of purchase, subject to normal conditions of use.

This guarantee does not cover:

- damage, including indirect damage, caused by shocks, falls or incorrect use of the watch
- wear and tear of the strap, glass, battery or any other part of the watch due to normal use
- watches whose reference or matriculation number has been worn away or altered, or Shield Cards that have not been correctly activated
- work carried out on the watch or strap by non-authorised persons or alterations made to the watch that do not respect its original configuration
- damage caused by the failure to check the watch's water resistance

To have your Eberhard & Co. watch serviced or repaired, please contact one of our service centres or an authorised retailer and present your Shield Card, filled in and complete with the activation PIN.

We recommend a check-up or overhaul of the movement on average every 3 years, depending on the conditions of use.

For more information, please visit eberhard1887.com



- A Push button to start and stop the chronograph
- B Push button for setting to zero all hands of the chronograph
- C Winding crown
- D Hours-hand of the watch
- E Minutes-hand of the watch
- F Small continuous seconds-hand

- G Centre seconds-hand of the chronograph
- H Small minutes-hand of the chronograph
- I Small hours-hand of the chronograph
- L 24-hours indicator
- M Date
- N Tachometer scale base/1000



A Push button to start and stop the chronograph

B Push button for setting to zero all hands of the chronograph

C Winding crown

D Hours-hand of the watch

E Minutes-hand of the watch

F Small continuous seconds-hand

G Centre seconds-hand of the chronograph

H Small minutes-hand of the chronograph

I Small hours-hand of the chronograph

L 24-hours indicator

M Date

N Tachometer scale base/800

O Scale featuring 1/5 markings

FEATURES

Mechanical chronograph with automatic winding and an exclusive device by Eberhard & Co. in the form of four counters aligned in one row. The crown is screwed in and water-resistant, the sapphire glass is vaulted, the caseback is fixed by 6 screws. The special sword-shaped hands and the “appliqué” hour indexes are marked by luminescent points to allow read-off when it’s dark.

From this collection, the following versions are available:

- Case in stainless with steel or ceramic bezel, with rubber strap alligator leather strap with stainless steel buckle personalised E&C or deployment clasp Déclic (Patented) or the “Chaque” steel bracelet. Water-resistant to 50 m.

READING THE DIAL

On the “Chrono 4 21-42” dial there are 4 counters, arranged in one row, having the following functions:

- Small minutes-hand of the chronograph **H**
- Small hours-hand of the chronograph **I**
- 24-hours indicator **L**
- Small continuous seconds-hand **F**

The chronograph seconds are displayed by the centre-hand **G**

The calendar is positioned at 12 o’clock **M**

DISTINCTIVE FEATURES OF THE MOVEMENT

Chronographic automatic movement, 28,800 vibrations per hour

- Micrometric regulator
- “Glucydur” balance for regulating the movement (the inoxidizable alloy of which has a low coefficient of expansion), combined with a self-compensating spiral; it is hence insensitive to temperature fluctuations and ensures an optimum regulation of the movement
- Number of rubies: 37
- 42-hours power-reserve under optimum conditions

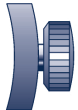
Exclusive device by Eberhard & Co. with counters arranged in a row

- Number of rubies: 16

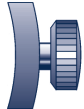
OPERATING THE CROWN



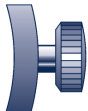
POSITION A - Screwed-in crown, water-resistance guaranteed.



POSITION B - HAND-WINDING OF THE WATCH – To unscrew the crown turn it counter-clockwise. When it is unscrewed, turn it clockwise to transmit the manual charge to the movement. If your “Chrono 4 21-42” has not been worn for some time, the movement has to be wound manually, in order to obtain immediately a sufficient power-reserve and to ensure accurate working of the watch.



POSITION C - RAPID DATE-SETTING – Pull the crown to the first catch. Turning the crown counter-clockwise, you can then set desired date.



POSITION D - TIME SETTING – To set the time (hours and minutes), pull the crown to the second catch.

IMPORTANT

To set back the crown, push it lightly against the watch case while turning it clockwise until it is fully screwed in again.

OPERATING INSTRUCTIONS FOR THE CHRONOGRAPH

Press the push-button **A** to start the chronograph mechanism. Press the push-button a second time to stop the chronograph mechanism. You can now read on the counters how many seconds **G**, minutes **H** and hours **I** have elapsed. Press the push-button again and the chronograph will restart from the intermediate stop. To return to zero, the chronograph must be in the stop position. Press the second push-button **B** and all hands will return to zero. You are advised not to leave the chronograph mechanism operating continuously.

PUSH-BUTTONS

Make sure push-buttons are always pressed in the following order:

A : start

A : stop

B : return to zero

Abide by this sequence quite severely so as to preclude damage to the mechanism.

Never make use of the push-buttons under water since they are not watertight while being pressed.

TACHOMETER SCALE (VERSION WITH STEEL BEZEL)

The outer rim on the dial shows the data needed for metering the speed of a vehicle over a distance of 1,000 metres.

The moment the vehicle passes the first reading marking the beginning of said 1,000m distance, activate the hand **G** of the chronograph to bring it to a stop the moment the vehicle passes the second reading mark. Said hand **G** will now indicate the average speed reached in km/h in tune with the tachometer scale.

Example: when one kilometre is covered within 45 seconds, the average speed displayed by the centre seconds-hand **G** on the tachometer scale will be tantamount to a speed of 80km/h.

TACHOMETER SCALE (VERSION WITH CERAMIC BEZEL)

The tachometer scale on the ceramic bezel shows the data needed for metering the speed of a vehicle over a distance of 1,000 metres.

The moment the vehicle passes the first reading marking the beginning of said 1,000m distance, activate the hand **G** of the chronograph to bring it to a stop the moment the vehicle passes the second reading mark. Said hand **G** will now indicate the average speed reached in km/h in tune with the tachometer scale.

Example: when one kilometre is covered within 45 seconds, the average speed displayed by the centre seconds-hand **G** on the tachometer scale will be tantamount to a speed of 80km/h.

SCALE FEATURING 1/5 SECOND MARKINGS (VERSION WITH CERAMIC BEZEL)

The subdivision of the seconds reading space into 5 parts (O), allows to detect an observation time not approximated to the second, but in the 1/5 of a second.

CARE OF WATERPROOF WATCHES

The Chrono 4 "21-42" model can be worn in the shower, for diving and snorkelling, but is not designed for deep water diving. Be careful not to pull out the crown when the watch is wet. It is recommended that the watch's waterproofing is checked annually at one of our authorised service centres, who will inform you if the seals need to be replaced.



www.eberhard1887.com