

SCAFOGRAF  
GMT

USER MANUAL



EBERHARD & CO

*Manufacture Suisse d'Horlogerie depuis 1887*



**T**he Eberhard & Co. watch manufactory was founded by Georges Eberhard at La Chaux-de-Fonds back in 1887. Ever since, the venture has specialised in the making of chronographs.

In this capacity, it has attained a highly respected position in the world of high-grade watches. With the introduction, at a later stage, of sportively elegant watches it has furthermore augmented this status of the Eberhard & Co. brand name.

Eberhard's success story is backed by consistent deployment of advanced technology, meticulous craftsmanship and, not least, by observing that long tradition of superior workmanship which has made Swiss watchmaking a household name.

Today, with well over a century gone by, watches by Eberhard & Co. continue to stand for that high-grade quality and those excellent virtues which will please even the most demanding of connoisseurs.



## SCAFOGRAF GMT

Eberhard & Co. enriches the Scafograf collection presenting a delightful GMT version.

SCAFOGRAF GMT is an automatic steel model with a 43 mm case and triple time zone function. The bidirectional rotating bezel is made of steel with a ceramic insert and is available in black or blue depending on the dial version, which is proposed in the same colours. The finish is *galbé* with curved, luminescent applied indices.

Water-resistant to 100 m, SCAFOGRAF GMT has a screwed case-back, personalised with the engraving of a stylised hemisphere, and comes with a black or blue integrated rubber strap, with a customized "E" shield, the company's emblem. Small shields are also featured on the inside of the strap, providing good breathability. The model is also available with a Chassis® steel bracelet completed by a Décllic® deployment clasp (Patented).

### INFORMATION REGARDING THE INTERNATIONAL GUARANTEE

We hereby guarantee your Eberhard & Co. watch against any defect in manufacture or materials for a period of 24 months, subject to normal conditions of use.

This guarantee does not cover:

- damage caused by improper technical handling or by shocks
- wear of the strap, glass or any other part due to normal watch use
- eventual shipping and insurance charges.

To have your Eberhard & Co. "SCAFOGRAF GMT" model serviced or repaired, please contact only technical service facilities authorised by Eberhard & Co.

We recommend to have the movement checked or overhauled every 3 years on average.

We aim to your full satisfaction.



- A Hours hand
- B Minutes hand
- C Seconds hand
- D 24h GMT hand

- E Crown
- F Date
- G Bidirectional rotating bezel
- H 24h index

## FEATURES

SCAFOGRAF GMT is a mechanical watch with automatic winding. Its steel case has a diameter of 43 mm. The watch features a bidirectional rotating bezel in ceramic with 24h indicator. The crown is screwed in, the sapphire glass is vaulted and anti-reflecting in the internal surface, the caseback is screwed and personalized by an engraved stylised hemisphere. The hands as well as the big indexes on the dial are highly luminescent to facilitate readability when it's dark. The date is positioned at 3 o' clock.

Available version:

- Steel case with rubber strap or steel bracelet and déployant clasp Déclic® (Patented).

Water-resistant up to 100 m.

## READING THE ROTATING BEZEL

Thanks to its bi-directional rotating bezel, the SCAFOGRAF GMT model allows you to display the time in any two time zones of your choice, as well as local time.

## OPERATING THE CROWN



POSITION A - Screwed-in crown, water-resistance guaranteed.



POSITION B - HAND-WINDING OF THE WATCH – To unscrew the crown turn it counterclockwise. When it is unscrewed, turn it clockwise to transmit the manual charge to the movement. If your SCAFOGRAF GMT has not been worn for some time, the movement has to be wound manually, in order to obtain immediately a sufficient power-reserve and to ensure accurate working of the watch.



POSITION C - RAPID GMT AND DATE-SETTING – Pull the crown to the first catch. Turning the crown clockwise, you can then set the 24h GMT hand. Turning the crown counterclockwise you can set the desired date.



POSITION D - TIME SETTING – To set the time (hours and minutes), pull the crown to the second catch.

### IMPORTANT

To set back the crown (E), push it against the watch case while turning it clockwise until it is fully screwed in again.

Before diving make sure that the crown (E) is locked (A position). Only in this case the water-resistance is guaranteed.

## TIME ZONE SETTING

You have to move the hour and minute hands clockwise if you are traveling from West to East and anti-clockwise if you are traveling from East to West, depending on the desired time zone. To make these adjustments, the ● crown must be in position D.

There are different options for setting-up the time zones on your SCAFOGRAF GMT.

## TWO TIME ZONE SETTING

Keep the watch set to the local time of your country of departure.




Fig. 1

### Fig. 1: LOCAL TIME – 1<sup>st</sup> TIME ZONE

Local time in Switzerland: 9 am (dial reading)

Central 24-hour GMT hand: 9 am (bezel reading)

In this case, the watch displays no alternative setting for a second time zone.

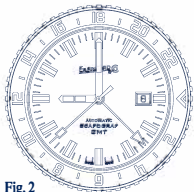


Fig. 2

### Fig. 2: 2<sup>nd</sup> TIME ZONE

Destination: New York

Turn the bezel until you reach 3 am, so corresponding with the 24-hour GMT hand. This gives you the indication of New York time as the second time zone.

New York local time: 3 am (bezel reading)

Swiss time: 9 am (dial reading)

**IMPORTANT:** When wearing your watch, take care not to inadvertently turn the bezel, as this might alter your settings for the second time zone.

### 3 TIME ZONE SETTING




Fig. 1

#### Fig. 1: LOCAL TIME – 1<sup>st</sup> TIME ZONE

Local time in Switzerland: 9 am (dial reading)

Central 24-hour GMT hand: 9 am (bezel reading)

In this case, the watch displays no alternative setting for the second time zone.

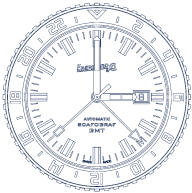


Fig. 2

#### Fig. 2: 2<sup>nd</sup> TIME ZONE – Set the watch to the time of the country of destination, e.g. New York

New York local time: 3 am (dial reading)

Swiss time: 9 am (bezel reading)

1. Crown in position D. Set the hours and minutes to 3 am to obtain the local time.
2. Crown in position C. Turn clockwise 06.00hrs/12.00hrs and set the 24-hour GMT hand to 09.00 hrs. This gives you the Swiss time as the second time zone.

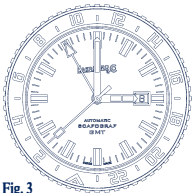


Fig. 3

#### Fig. 3: 3<sup>rd</sup> TIME ZONE

You can now set a third time zone, such as Tokyo.

You have set, as shown in Fig. 2, New York City time (given by hours and minutes) and Swiss time (given by the 24-hour GMT hand).

By turning the bezel so that the 17.00 hrs is aligned with the hour hand, this hand now gives you Tokyo time on the bezel.

By pulling out the crown to position C, rotating the crown clockwise and setting the 24-hour GMT hand to 9.00 hrs, you can read Swiss time as this hand corresponds to the bezel.

New York: 3 am (dial reading)

Switzerland: 9 am (bezel reading of 24-hour GMT hand)

Tokyo: 5 pm (bezel reading of hour hand)

**IMPORTANT:** When wearing your watch, take care not to inadvertently turn the bezel, as this might alter your time settings.



## RUBBER STRAP MAINTENANCE

It is advisable to periodically clean the strap with water and a neutral soap. Avoid the use of detergents.

## CARE OF WATERPROOF WATCHES

The SCAFOGRAF GMT model can be worn in the shower, for diving and snorkelling, but is not designed for deep water diving.

Important: it is recommended that you check the crown is properly seated before any contact with water. After use in seawater, always gently rinse your watch with fresh water. Be careful not to pull out the crown when the watch is wet. It is recommended that the watch's waterproofing is checked annually at one of our authorised service centres, who will inform you if the seals need to be replaced.



[www.eberhard-co-watches.ch](http://www.eberhard-co-watches.ch)