

CHRONO
4
GRANDE TAILLE

USER MANUAL





The Eberhard & Co. watch manufactory was founded by Georges-Emile Eberhard at La Chaux-de-Fonds back in 1887. Ever since, the venture has specialised in the making of chronographs.

In this capacity, it has attained a highly respected position in the world of high-grade watches. With the introduction, at a later stage, of sportively elegant watches it has furthermore augmented this status of the Eberhard & Co. brand name.

Eberhard's success story is backed by consistent deployment of advanced technology, meticulous craftsmanship and, not least, by observing that long tradition of superior workmanship which has made Swiss watchmaking a household name.

Today, with well over a century gone by, watches by Eberhard & Co. continue to stand for that high-grade quality and those excellent virtues which will please even the most demanding of connoisseurs.



GRANDE TAILLE



It was at the beginning of the new millennium that, for the first time, the Swiss Maison presented this impressive model that revolutionised reading the time and interpreted it in a completely novel way. Now the chronograph is launched in a new version as GRANDE TAILLE.

The generously dimensioned case (Ø 43mm) hides a mechanical movement with automatic winding. Like all the other Chrono 4 models by Eberhard & Co. it is characterized by an exclusive feature: its four counters - Patented - are arranged in a horizontal row, which makes reading the time a logical and consequent operation. The display follows a natural progression of time: minutes and hours hand, 24 hours and small seconds hand. This revolutionary device, developed by Eberhard & Co. in many years of research, is based on a remarkable overall construction. Just think of the fact that no less than 53 rubies are at work here to get an idea of how refined this movement is.

CHRONO 4 GRANDE TAILLE is innovative not only because of its present size, but also because of the scrupulous care expended on all details. A special feature of this new model, in fact, is the use of rubber not only in the crown with an "E" in relief, standing for Eberhard, but also in the push buttons where the material adorns the circumference.

INFORMATION REGARDING THE INTERNATIONAL GUARANTEE

We hereby guarantee your Eberhard & Co. watch against any defects in manufacture or materials for a period of 24 months, subject to normal conditions of use.

This guarantee does not cover:

- damage caused by improper technical handling or by shocks
- wear to the strap, glass, crown or any other part during normal watch use.

For technical revisions of the Eberhard & Co. "CHRONO 4 GRANDE TAILLE" model please contact only technical service facilities authorised by Eberhard & Co. The eventual shipping and insurance charges are to be paid by the owner.

We recommend to have the movement checked and overhauled every two years.

For our part, we shall always endeavour to give full satisfaction.



- A Push button to start and stop the chronograph
- B Push button for setting to zero all hands of the chronograph
- C Winding crown
- D Hours-hand of the watch
- E Minutes-hand of the watch
- F Small continuous seconds-hand

- G Centre seconds-hand of the chronograph
- H Small minutes-hand of the chronograph
- I Small hours-hand of the chronograph
- L 24-hours indicator
- M Date
- N Tachometer scale

FEATURES

Mechanical chronograph with automatic winding and an exclusive device by Eberhard & Co. in the form of four counters aligned in one row. The crown is screwed in and water-resistant, the sapphire glass is vaulted, the caseback is fixed by 8 screws. The special sword-shaped hands and the “appliqué” hour indexes are marked by luminescent points to allow read-off when it’s dark.

From this collection, the following versions are available:

– Case in stainless steel with rubber strap or crocodile leather strap and stainless steel buckle personalised E&C or deployment clasp Déclic (Patented).

Water-resistant to 5 atm.

– Case in 18 carat red gold with crocodile leather strap and buckle in 18 carat red gold.

Water-resistant to 3 atm.

READING THE DIAL

On the “Chrono 4 Grande Taille” dial there are 4 counters, arranged in one row, having the following functions:

- Small minutes-hand of the chronograph **H**
- Small hours-hand of the chronograph **I**
- 24-hours indicator **L**
- Small continuous seconds-hand **F**

The chronograph seconds are displayed by the centre-hand **G**

The calendar is positioned at 12 o’clock **M**

DISTINCTIVE FEATURES OF THE MOVEMENT

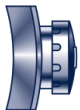
Chronographic automatic movement, 28,800 vibrations per hour

- Micrometric regulator
- “Glucydur” balance for regulating the movement (the inoxidizable alloy of which has a low coefficient of expansion), combined with a self-compensating spiral; it is hence insensitive to temperature fluctuations and ensures an optimum regulation of the movement
- Number of rubies: 37
- 42-hours power-reserve under optimum conditions

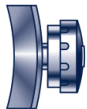
Exclusive device by Eberhard & Co. with counters arranged in a row

- Number of rubies: 16

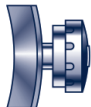
OPERATING THE CROWN



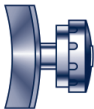
POSITION A - Screwed-in crown, water-resistance guaranteed.



POSITION B - HAND-WINDING OF THE WATCH – To unscrew the crown turn it counter-clockwise. When it is unscrewed, turn it clockwise to transmit the manual charge to the movement. If your “Chrono 4 Grande Taille” has not been worn for some time, the movement has to be wound manually, in order to obtain immediately a sufficient power-reserve and to ensure accurate working of the watch.



POSITION C - RAPID DATE-SETTING – Pull the crown to the first catch. Turning the crown counter-clockwise, you can then set desired date.



POSITION D - TIME SETTING – To set the time (hours and minutes), pull the crown to the second catch.

IMPORTANTE

To set back the crown, push it lightly against the watch case while turning it clockwise until it is fully screwed in again.

OPERATING INSTRUCTIONS FOR THE CHRONOGRAPH

Press the push-button **A** to start the chronograph mechanism. Press the push-button a second time to stop the chronograph mechanism. You can now read on the counters how many seconds **G**, minutes **H** and hours **I** have elapsed. Press the push-button again and the chronograph will restart from the intermediate stop. To return to zero, the chronograph must be in the stop position. Press the second push-button **B** and all hands will return to zero. You are advised not to leave the chronograph mechanism operating continuously.

PUSH-BUTTONS

Make sure push-buttons are always pressed in the following order:

A : start

A : stop

B : return to zero

Abide by this sequence quite severely so as to preclude damage to the mechanism.

Never make use of the push-buttons under water since they are not watertight while being pressed.

TACHOMETER SCALE

The outer rim on the dial shows the data needed for metering the speed of a vehicle over a distance of 1,000 metres.

The moment the vehicle passes the first reading marking the beginning of said 1,000m distance, activate the hand **G** of the chronograph to bring it to a stop the moment the vehicle passes the second reading mark. Said hand **G** will now indicate the average speed reached in km/h in tune with the tachometer scale.

Example: when one kilometre is covered within 45 seconds, the average speed displayed by the centre seconds-hand **G** on the tachometer scale will be tantamount to a speed of 80km/h.

DIRECTIONS FOR USE OF WATERTIGHT WATCHES

The "Chrono 4 Grande Taille" model in red gold 18 ct. resists unintentional contact with water (rain or small splashes), but it is not fit for swimming, plunging or diving activities.

The steel version, water-resistant up to 5 atm., can be used in water or in the shower but not for diving, scuba diving and swimming.

Important: do not pull out the crown as long as the watch is wet. We strongly recommend that you have the water-resistance checked at least once a year by a qualified technical service facility in order to find out if the gaskets need to be replaced.



www.eberhard-co-watches.ch